

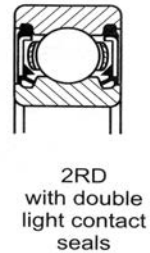
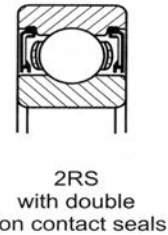
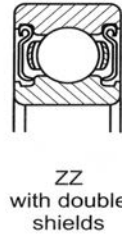
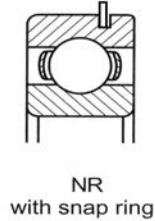
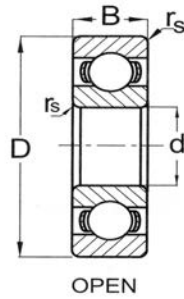


BALL BEARINGS



DEEP GROOVE BALL BEARINGS

Metric Size Bearing
6800, 6900, 6000
6200, 6300 Series



Boundary dimensions (mm)				Basic load ratings (N)		Limiting speeds RPM		Mass (kg) open type	Bearings No. open type
d	D	B	rs min	dynamic (Cr)	static (Cor)	Grease (ZZ, 2RS)	oil open		
10	19	5	0.3	1 830	925	32 000	38 000	0.005	6 800
	22	6	0.3	2 700	1 270	30 000	36 000	0.009	6 900
	26	8	0.3	4 550	1 960	29 000	34 000	0.019	6 000
	30	9	0.6	5 100	2 390	25 000	30 000	0.032	6 200
	35	11	0.6	5 200	3 500	23 000	27 000	0.058	6 300
12	21	5	0.3	1 920	1 040	29 000	35 000	0.006	6 801
	24	6	0.3	2 890	1 460	27 000	32 000	0.011	6 901
	28	8	0.3	5 100	2 390	26 000	30 000	0.021	6 001
	32	10	0.6	6 100	2 750	22 000	26 000	0.037	6 201
	37	12	1.0	9 700	4 200	20 000	24 000	0.060	6 301
15	24	5	0.3	2 080	1 260	26 000	31 000	0.007	6 802
	28	7	0.3	4 100	2 060	24 000	28 000	0.016	6 902
	32	9	0.3	5 600	2 840	22 000	26 000	0.030	6 002
	35	11	0.6	7 750	2 600	19 000	23 000	0.045	6 202
	42	13	1.0	11 400	5 450	17 000	21 000	0.082	6 302
17	26	5	0.3	2 810	1 720	24 000	28 000	0.008	6 803
	30	7	0.3	4 650	2 580	22 000	26 000	0.018	6 903
	35	10	0.3	6 800	3 350	20 000	24 000	0.039	6 003
	40	12	0.3	9 600	4 600	18 000	21 000	0.068	6 203
	47	14	1.0	13 500	6 550	16 000	19 000	0.115	6 303
20	32	7	0.3	4 000	2 470	21 000	25 000	0.019	6 804
	37	9	0.3	6 400	3 700	19 000	23 000	0.038	6 904
	42	12	0.6	9 400	5 050	18 000	21 000	0.069	6 004
	47	14	1.0	12 800	6 650	16 000	18 000	0.106	6 204
	52	15	1.1	15 900	7 900	14 000	17 000	0.144	6 304
22	44	12	0.6	9 400	5 150	17 000	20 000	0.074	60/22
	50	14	1.0	12 900	6 800	14 000	17 000	0.117	62/22
	56	16	1.1	18 400	9 250	13 000	15 000	0.176	63/22
25	37	7	0.3	4 300	2 950	18 000	21 000	0.022	6 805
	42	9	0.3	7 050	4 550	16 000	19 000	0.042	6 905
	47	12	0.6	10 400	5 850	15 000	18 000	0.080	6 005
	52	15	1.0	14 000	7 850	13 000	15 000	0.128	6 205
	62	17	1.1	21 200	10 900	12 000	14 000	0.232	6 305
28	52	12	0.6	12 500	7 400	14 000	16 000	0.098	60/28
	58	16	1.0	17 900	9 700	12 000	14 000	0.171	62/28
	68	18	1.1	26 700	14 000	11 000	13 000	0.280	63/28
30	42	7	0.3	4 700	3 650	15 000	18 000	0.026	6 806
	47	9	0.3	7 250	5 000	14 000	17 000	0.046	6 906
	55	13	1.0	13 200	8 300	13 000	15 000	0.116	6 006
	62	16	1.0	19 500	11 300	11 000	13 000	0.200	6 206
	72	19	1.1	26 700	15 000	10 000	12 000	0.360	6 306
32	58	12	1.0	15 100	9 150	12 000	15 000	0.129	60/32
	65	17	1.0	20 700	11 600	11 000	12 000	0.226	62/32
	75	20	1.1	29 800	16 900	9 500	11 000	0.380	63/32

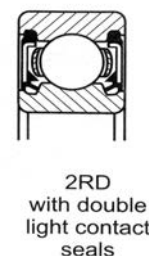
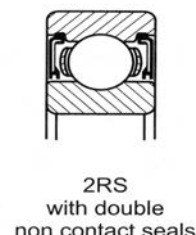
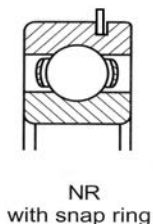
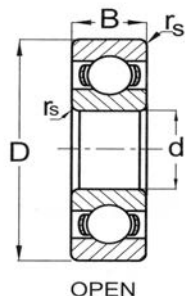


BALL BEARINGS



DEEP GROOVE BALL BEARINGS

Metric Size Bearing
6800, 6900, 6000
6200, 6300 Series



Boundary dimensions (mm)				Basic load ratings (N)		Limiting speeds RPM		Mass (kg) open type	Bearings No. open type
d	D	B	rs min	dynamic (Cr)	static (Cor)	Grease (ZZ, 2RS)	oil open		
35	47	7	0.3	4 900	4 050	13 000	16 000	0.029	6 807
	55	10	0.6	11 200	7 450	12 000	15 000	0.074	6 907
	62	14	1.0	16 000	10 300	12 000	14 000	0.155	6 007
	72	17	1.1	25 700	15 300	9 800	11 000	0.290	6 207
	80	21	1.5	33 500	19 100	8 800	10 000	0.460	6 307
40	52	7	0.3	5 100	4 400	12 000	14 000	0.033	6 808
	62	12	0.6	14 600	10 200	11 000	13 000	0.110	6 908
	68	15	1.0	16 800	11 500	10 000	12 000	0.190	6 008
	80	18	1.1	29 100	17 800	8 700	10 000	0.370	6 208
	90	23	1.5	40 500	24 000	7 800	9 200	0.630	6 308
45	58	7	0.3	6 400	5 650	11 000	12 000	0.040	6 809
	68	12	0.6	15 100	11 200	9 800	12 000	0.128	6 909
	75	16	1.0	21 000	15 100	9 200	11 000	0.240	6 009
	85	19	1.1	32 500	20 400	7 800	9 200	0.400	6 209
	100	25	1.5	53 000	32 000	7 000	8 200	0.810	6 309
50	65	7	0.3	6 600	6 100	9 600	11 000	0.050	6 810
	72	12	0.6	15 600	12 200	8 900	11 000	0.130	6 910
	80	16	1.0	21 800	16 600	8 400	9 800	0.260	6 010
	90	20	1.1	35 000	23 200	7 100	8 300	0.450	6 210
	110	27	2.0	62 000	38 500	6 400	7 500	1.070	6 310
55	120	31	2.1	83 000	49 500	5 700	6 700	1.880	6 410
	90	18	1.1	28 300	21 200	7 700	9 000	0.390	6 011
	100	21	1.5	43 500	29 200	6 400	7 600	0.600	6 211
60	120	29	2.0	71 500	4 500	5 800	6 800	1.370	6 311
	95	18	0.0	29 500	23 200	7 000	8 300	0.000	6 012
	110	22	1.5	52 500	36 000	6 000	7 000	0.000	6 212
65	130	31	0.0	82 000	52 000	5 400	6 300	0.000	6 312
	100	18	0.0	30 500	25 200	6 500	7 700	0.000	6 013
	120	23	1.5	57 500	40 000	5 500	6 500	0.000	6 213
70	140	33	0.0	92 500	60 000	4 900	5 800	0.000	6 313
	110	20	0.0	38 000	31 000	6 100	7 100	0.000	6 014
	125	24	1.5	62 000	44 000	5 100	6 000	0.000	6 214
75	150	35	0.0	10 400	68 000	4 600	5 400	0.000	6 314
	115	20	0.0	39 500	33 500	5 700	6 700	0.000	6 015
	130	25	1.5	66 000	48 500	4 800	5 600	0.000	6 215
80	160	37	0.0	113 000	77 000	4 300	5 000	3.000	6 315
	125	22	0.0	47 500	40 000	5 300	6 200	0.000	6 016
	140	26	2.0	72 500	53 000	4 500	5 300	0.000	6 216
170	170	39	0.0	123 000	86 500	4 000	4 700	0.000	6 316

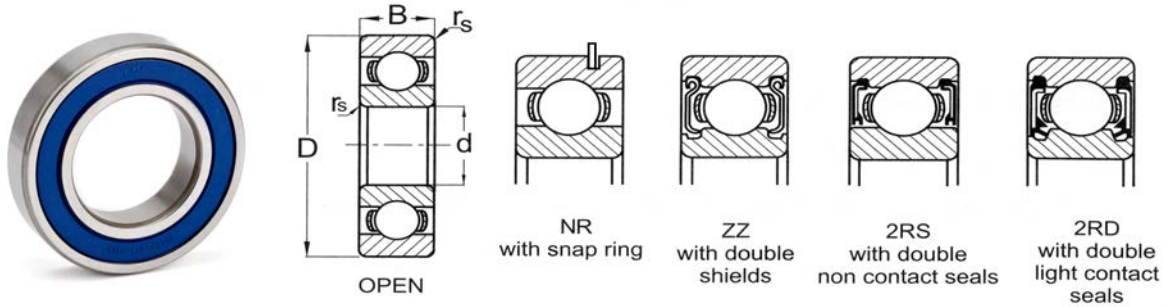


BALL BEARINGS



DEEP GROOVE BALL BEARINGS

Metric Size Bearing
6800, 6900, 6000
6200, 6300 Series



Boundary dimensions (mm)				Basic load ratings (N)		Limiting speeds RPM		Mass (kg)	Bearings No.
d	D	B	rs min	dynamic (Cr)	static (Cor)	Grease (ZZ, 2RS)	oil open	open type	open type
85	130	22	0.0	49 500	43 000	5 000	5 900	0.000	6 017
	150	28	2.0	83 500	64 000	4 200	5 000	0.000	6 217
	180	41	3.0	133 000	97 000	3 800	4 500	0.000	6 317
90	140	24	1.5	58 000	49 500	4 700	5 600	0.000	6018
	160	30	2.0	96 000	71 500	4 000	4 700	0.000	6218
95	145	24	1.5	60 500	54 000	4 500	5 300	0.000	6019
	170	32	0.0	109 000	82 000	3 700	4 400	0.000	6219
100	150	24	1.5	60 000	54 000	4 200	5 000	0.000	6020
	180	34	0.0	122 000	93 000	3 500	4 200	0.000	6220
105	160	26	2.0	72 500	65 500	4 000	4 700	0.000	6021
110	170	28	2.0	82 000	73 000	3 800	4 500	1.960	6022